



APPLE VALLEY PLAZA

APPLE VALLEY, MN

Suntide Commercial
Realty, Inc.
2550
University Ave W
Suite 416 S
St. Paul, MN 55114
www.suntide.com

F
O
R
L
E
A
S
E

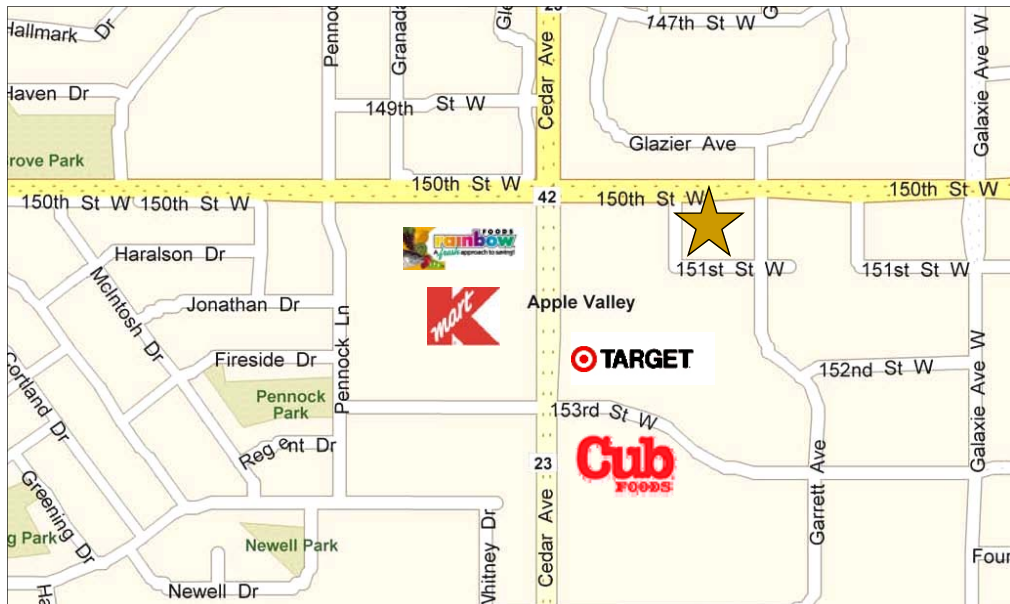
CONTACT
Tim Igo
651-209-9613
tim@suntide.com
-or-
Steve Dombrovski
651-209-9612
steve@suntide.com



Join Us next to several "big box" retailers such as: Target Greatland, Cub Foods, K-mart, Rainbow Foods, and more.

Apple Valley Plaza proudly serves the regional area, with loyal consumers arriving daily from Apple Valley, Lakeville, Farmington, and Rosemount.

Competitive rental rates combined with great visibility makes *Apple Valley Plaza* a sound choice for your retail/service business!





APPLE VALLEY PLAZA

APPLE VALLEY, MN

Location

15052 Gleason Path, Apple Valley, MN 55124 (Dakota County)

Available

1,113-1,820 sf

Usage Type

Retail or Service

Lease Rate

\$20.00-\$25.00 psf, NNN

2010 CAM

\$5.41 psf, estimate includes insurance

2010 Taxes

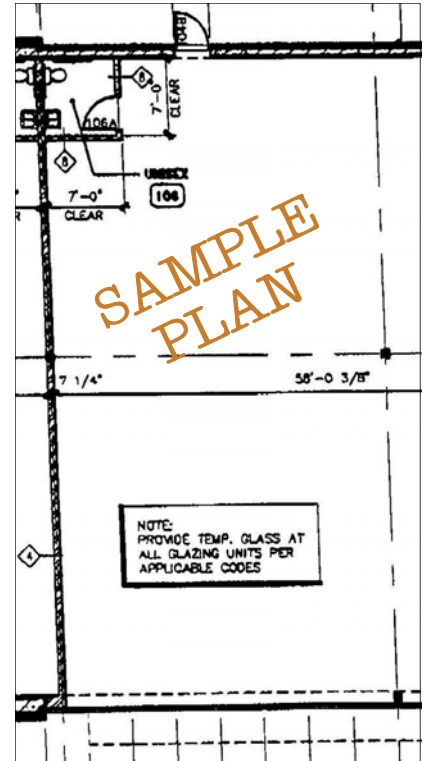
\$6.71 psf, estimated

Parking

70 stalls on-site

Demographics
(2009)

	<u>1 Mile</u>	<u>3 Mile</u>	<u>5 Mile</u>
Population	11,175	87,980	187,009
Households	4,556	31,760	69,028
Avg. HH Income	\$78,964	\$109,990	\$104,963



Traffic Counts
(2007)

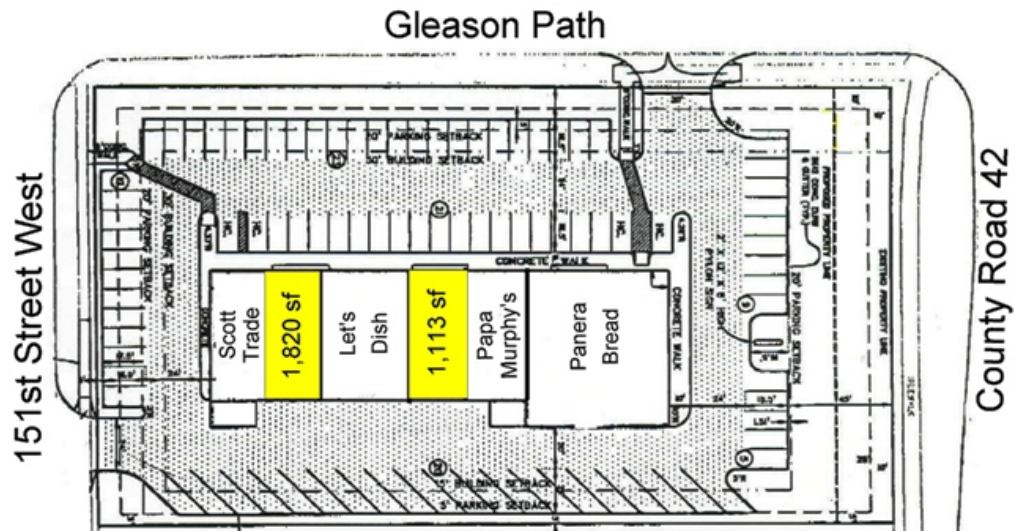
Cty Rd 42/150th St: 35,000 VPD
Cedar Ave/Hwy 77: 34,500 VPD

Contact

Tim Igo
651-209-9613
tim@suntide.com
-or-
Steve Dombrovski
651-209-9612
steve@suntide.com

Website

www.suntide.com



The information contained herein was obtained from sources believed to be reliable, but Suntide Commercial Realty, Inc has not verified nor has any knowledge regarding the accuracy or completeness of information and makes no representation or warranty concerning the same. Therefore, Suntide Commercial Realty, Inc disclaims all liabilities in connection with any inaccuracies or incompleteness.